




ROADSIDE NATURE

eden
project


V O L V O
ELECTRIC CAR PARTNER



This activity pack belongs to...

.....

.....





Welcome to your Roadside Nature Adventure

Hello explorers! Ready for a wild adventure from the comfort of your seat? This Roadside Nature Activity Pack is bursting with awesome games, fun challenges, and nature facts to keep the journey just as exciting as the destination.

As the car cruises down the road, keep your eyes peeled and your brain buzzing - nature's magic is all around you.






Hi there, I'm Monty the Moose!

I'll be your friendly nature guide on this wild and wonderful roadside adventure. I come from Sweden, just like Volvo.

Did you know Volvo cars are famous for passing the "Moose Test"? It's a real safety test to make sure cars can steer around a moose like me if we ever wander into the road!

I'll be popping up throughout this activity pack with fun facts and tips to help you explore the world outside your window, so keep your eyes peeled for me.



Turn your next car ride into a nature adventure!

Hey explorers,

Did you know that every road trip is a chance to go on a nature adventure? And you don't even need to leave your seat! This summer, as part of Volvo Car UK and Eden Project's Roadside Nature campaign, I'm here to help you turn your regular car journeys into fun-filled missions to discover the amazing world outside your window. While it's fun to head into a big forest or take a hiking trail, you can still enjoy nature by just looking out the window. Trees, birds, bugs, clouds... there's so much to see.



Spending time with nature - even from a car - can make you feel calmer, more focused, and even more creative. That means when you get to your destination, you'll be full of great ideas and ready to play or explore even more. So next time you're on a long drive, make sure you look outside. You never know what you'll discover!


A Note for Grown-Ups:

Engaging children with nature during car journeys is a simple way to encourage curiosity, reduce restlessness, and create memorable family moments. As the official ambassador of Volvo Car UK and Eden Project's Roadside Nature campaign, I believe these moments in transit are powerful opportunities to nurture kids' environmental awareness - without any added effort. Simple games like wildlife spotting can turn the backseat into a classroom and the motorway into a safari. Plus, keeping kids focused on the outside world helps reduce in-car distractions, making the drive safer for everyone.

So, as you hit the road this summer, why not turn your journey into a nature-filled adventure? It might just plant the seeds for a lifelong love of the great outdoors.

Ready to get started? Dive in for more...

Steve Backshall, Official ambassador of Volvo Car UK and Eden Project's Roadside Nature campaign



Here's what you'll find inside:

Wonder Words

Cool nature words to ask your grown up about
(or check out page 19 for meanings and examples)



Creative Challenges

Fun ideas to stretch your imagination.

Action Prompts

Like 'Seek, find, speak!' to help you explore every page.



**Let's start the journey
and see what nature
has in store.**

Nature Passport

Seek, stamp, celebrate!

Your passport to nature! Colour in a stamp every time you spot something amazing: a red flower, a flying bird, an unusual shape in the clouds...



Or... if you find something special on a walk or a break from the car – like a leaf, twig, or flower – ask an adult if you can stick it into your passport.




Fun fact alert! Dandelions are sometimes called dandelion clocks, because of a game where you guess the time by blowing on the fluffy seed head. So go ahead – make a wish or guess the time! How many puffs it takes = the hour!

Weather Watchers

Look, feel, dress!


What's the weather like today?
Tick it off – then colour in the clothes that match!



Sunny

☐


Rainy

☐










Windy

☐

Cloudy

☐





Misty


☐

Wild Bingo

Seek, find, tick!

Spot these animals and tick them off! Can you get four in a row?

	Pigeon	Magpie	Seagull	Crow
	Cow	Sheep	Horse	
	Oak	Willow	Silver Birch	Horse Chestnut
	Dandelion	Buttercup	Grass	



Wonder words:
forage, burrow, flutter


Be an Eco-Hero

Spot, ask, protect!

Can you spot these things from the car window? They don't belong in nature. Tick them off and ask an adult why they're bad for the environment. What can you do to help protect nature?

Bonus: When it is safe to do so, ask an adult to snap a photo too.

- ☐ Crisp packet
- ☐ Plastic bottle
- ☐ Overflowing bin
- ☐ Tyres
- ☐ Drink cans
- ☐ Plastic bags



Wonder words:
Habitat

Natural Beauty Challenge

Look, remember, sketch!



Draw something amazing from your journey.



Need inspiration? Try:

- A cloud shaped like an animal
- The tallest tree you see
- A rainbow in the sky (or make up your own)

Bonus: When it is safe to do so, ask an adult to snap a photo too.



Fun fact alert! Did you know oak trees can live for over 1,000 years? Some have been standing tall since before castles were built – talk about tree-mendous history!

A-Z Nature Game

Seek, spot, scribble!

Can you find something in nature for every letter of the alphabet?

A = Acorn, B = Bird, C = Cloud... What else can you spot?

A:

B:

C:

D:

E:

F:

G:

H:

I:

J:

K:

L:

M:

N:

O:

P:

Q:

R:

S:

T:

U:


V:

W:

X:

Y:

Z:



Fun fact alert! Hedgehogs have about 5,000 spines! These small mammals roll into a ball when scared, and their spines help protect them from predators.

Car Window Safari

Spot, score, and explore on the go!

A message from **Steve Backshall**, the official ambassador of Volvo Car UK and Eden Project's Roadside Nature campaign: "Here's one of my favourite games to play with my kids on car journeys – it's simple, fun, and a bit magical. All you need to do is keep your eyes peeled for wildlife as you travel. The rarer the spot, the more points you score – however – remember spotting lots of pigeons or seagulls could also rack up points and win the game."



How to play

1. Look out of the car windows (safely!) as you travel.
2. Shout out what you see - animals, birds, even interesting trees.
3. Use the score guide below to collect points.
4. Keep a tally - the person with the most points at the end of the holiday wins.

Spotting Scoreboard

Volvo safety note: Always keep your seatbelt on and never lean out of the window. Let the grown-ups focus on the road!

Wildlife	Points	Score
Pigeon, Crow, Gulls	1 point
Rabbit, Squirrel, Magpie, Oak Tree	3 points
Deer, Blackbird, Horse Chestnut	7 points
Fox, Badger, Owl, Heron	10 points
Red Kite, Buzzard, Hare, Willow Tree	15 points

Nature 20 Questions

Think, ask, guess!

Choose something from nature and keep it secret.
Everyone else asks YES or NO questions to work it out.

Example:



Is it an animal?



Does it have wings?



Can it climb trees?



Is it a squirrel?

Fun fact alert! The word “daisy” comes from “day’s eye” – because some daisies open their petals with the morning sun and close them at night!

Fun fact alert! The word “daisy” comes from “day’s eye” – because some daisies open their petals with the morning sun and close them at night!




My Nature Superhero

Imagine, draw, protect!

Design your own superhero who helps the planet!

What's their name? Powers? Outfit?



Wonder words:
Camouflage



Family Nature Quiz

Think, ask, guess!

Test your nature smarts together:

Answers on page 17!

01. What's the UK's national bird?

.....

02. How many legs does a dragonfly have?

.....

03. Which tree grows acorns?

.....

04. True or False: All types of bees can sting?

.....

05. What colour are a ladybird's spots usually?

.....

06. What do caterpillars turn into?

.....

07. What is the name of a plant you see in spring?

.....

01. Answer:

.....

02. Answer:

.....

03. Answer:

.....

04. Answer:

.....

05. Answer:


.....

06. Answer:

.....

07. Answer:

.....



Wonder Words Glossary

Explore, learn, remember!

These Wonder Words have popped up across your adventure.
But what do they mean? Let's find out!

Forage

What it means: To look around for food.

Example: The squirrel foraged in the grass for acorns to eat.

Burrow

What it means: A hole or tunnel that an animal digs to live or hide in.

Example: The rabbit hopped into its burrow to stay safe from the fox.

Flutter

What it means: To flap wings quickly and lightly.

Example: A butterfly fluttered past the car window, dancing in the breeze.

Camouflage


What it means: When something's colours or patterns help it blend into its surroundings.

Example: The lizard changed its colours so it could camouflage against the rocks and stay hidden.

Habitat


What it means: The place where an animal or plant naturally lives.

Example: A pond is a frog's habitat - it's where it finds food and lays its eggs.



Family Nature Quiz Answers

1. Robin, 2. Six, 3. Oak, 4. False, 5. Black 6. Butterflies and moths, 7. Daisy, dandelion, bluebell




**Thank you,
nature
explorer!**

Well done, Nature Explorer! You've reached the end of your Roadside Nature activity – great job!

We hope you had loads of fun discovering the amazing plants, trees, animals, and insects that live all around us.

Whether you were spotting butterflies, drawing wildlife, or exploring the outdoors on your journey, you've been a true nature explorer – right from the car window or during a pit stop.





Nature is everywhere – even along roadsides, in parks, and outside your window on a road trip.

The more you look, the more you'll see – from tiny bugs in the grass to birds flying above the trees.

You can help nature by looking after plants, picking up litter, and caring for the places you visit.

**Drive safely, stay curious,
and keep exploring.**



Parent Tips & Mindful Moments

Reflect, connect, support!

Ideas to help children get the most from the journey:

Ask open questions like:

‘What surprised you today?’ or
‘What was the most unusual thing you saw?’

Encourage them to use their senses:

‘What does that flower smell like?’ or
‘How does the wind sound today?’

Try a quiet moment:

‘Close your eyes and listen for 30 seconds.
What can you hear?’

Let them lead the way:

‘What do you want to look for next?’

Record the moment:

Suggest they draw it, write a few words, or take a picture.



To find out more information, visit:

<https://www.volvocars.com/uk>

<https://www.edenproject.com>